



EQUUS SOPREMA SOPRAGUM GARDEN GREEN ROOF SYSTEM

Standard Details on Concrete Substrate



CELEBRATING
40 YEARS
1982-2022

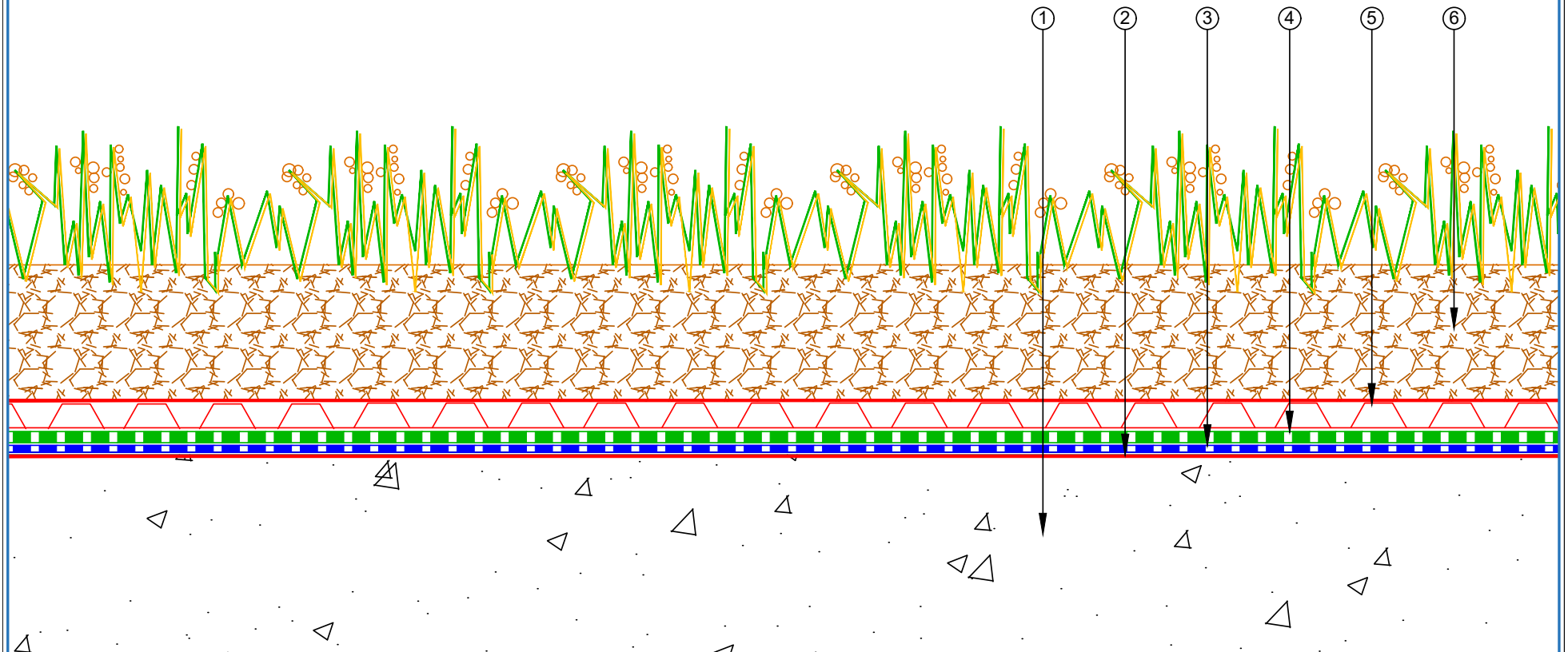


MARCH 2024

CONTENTS

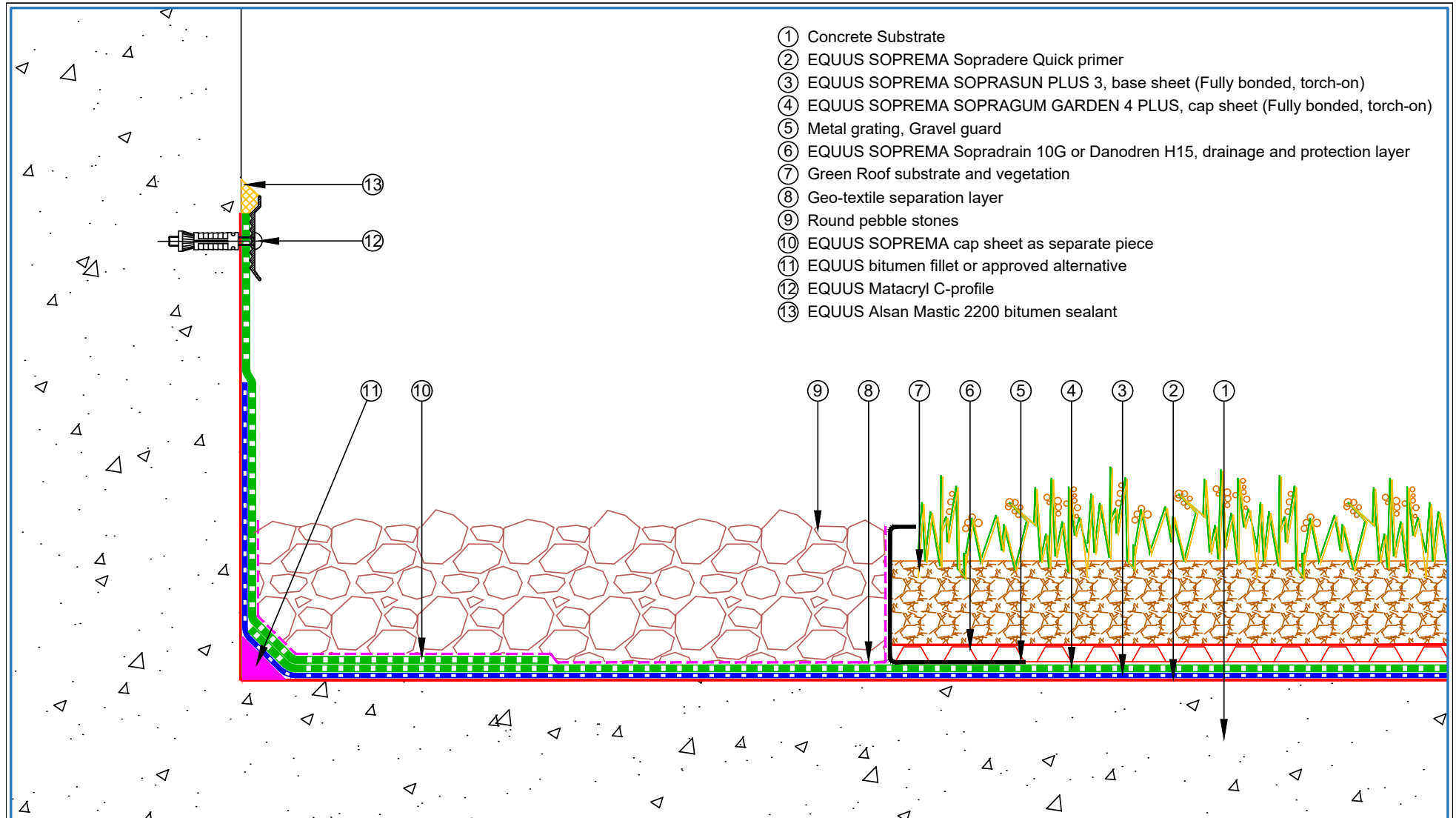
SSCGC-D1a	Roof Build Up	1
SSCGC-D2a	Parapet	2
SSCGC-D3a	Scupper Drain	3
SSCGC-D4a	Rainwater Outlet	4
SSCGC-D5a	Roof Penetration	5
SSCGC-D6a	Square Fantech Cowls	6
SSCGC-D7a	Planter Box	7
SSCGC-D7b	Planter Box – Optional	8
SSCGC-D8a	Drip Edge to Spouting	9
SSCGC-D9a	Pedestal Supports to Green Roof Edge	10

- ① Concrete Substrate
- ② EQUUS SOPREMA Sopradere Quick primer
- ③ EQUUS SOPREMA SOPRASUN PLUS 3, base sheet (Fully bonded, torch-on)
- ④ EQUUS SOPREMA SOPRAGUM GARDEN 4 PLUS, cap sheet (Fully bonded, torch-on)
- ⑤ EQUUS SOPREMA Sopradrain 10G or Danodren H15, drainage and protection layer
- ⑥ Green Roof substrate and vegetation



PROJECT :	EQUUS SOPREMA Cold Green Roof Standard on Concrete - SOPRAGUM		
TITLE :	Green Roof Build up		
NUMBER :	SSCGC-D1a	SCALE :	NTS
DRAWN BY :	NKT	DATE :	02-Mar-2024
REVISED :			

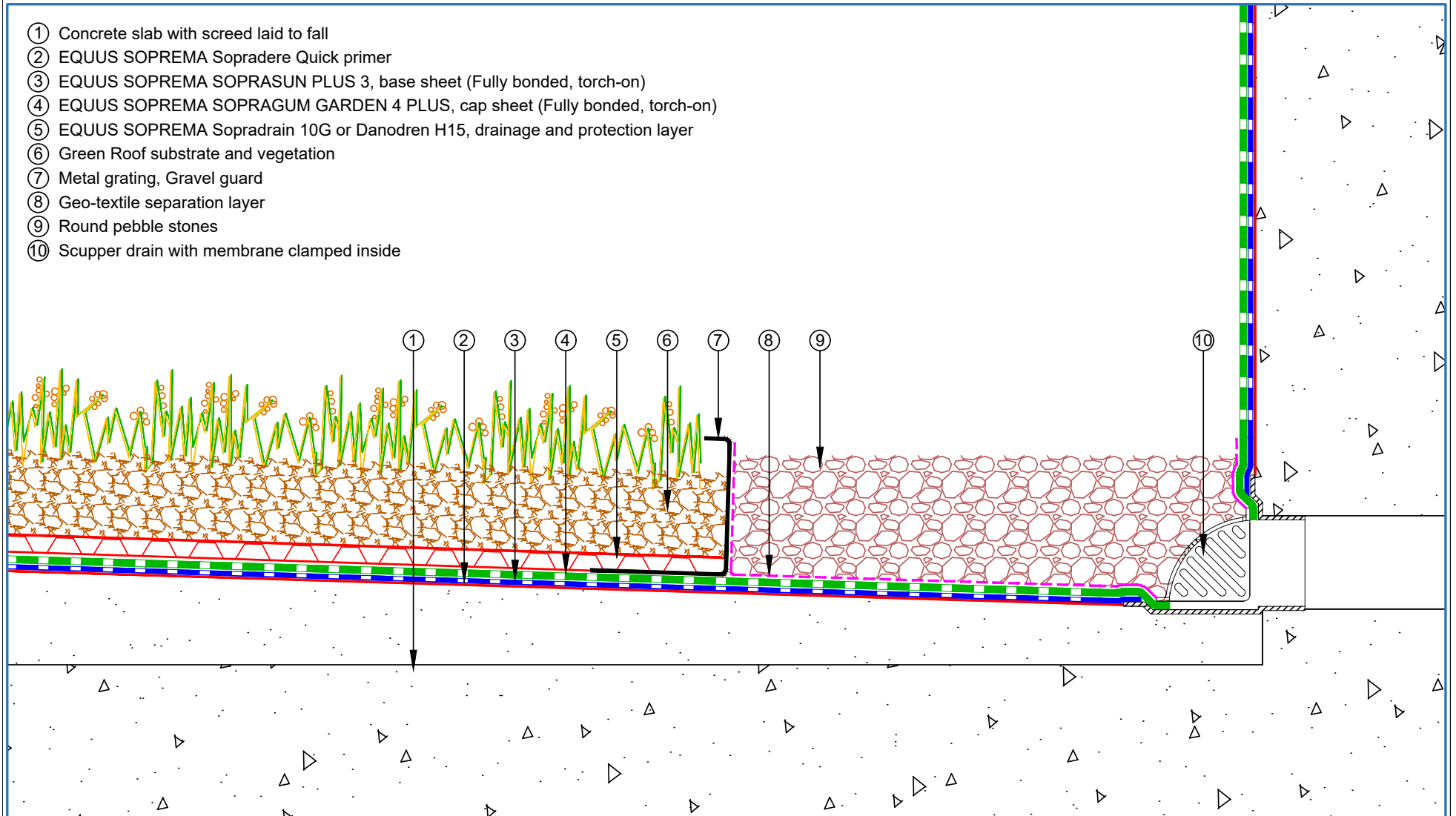
Equus Waterproof Membrane Details are specially drawn for use by Local Authorities, Building Contractors, Equus Applicators, Architects and design professionals. All details are drawn to assist in the development of project specific details. Details may be modified where necessary to accommodate job specific requirements but must be approved by Equus Industries Ltd. All components must be supplied by Equus Industries Ltd. Equus reserves the right to alter or upgrade details at any time without prior notice.



- ① Concrete Substrate
- ② EQUUS SOPREMA Sopradere Quick primer
- ③ EQUUS SOPREMA SOPRASUN PLUS 3, base sheet (Fully bonded, torch-on)
- ④ EQUUS SOPREMA SOPRAGUM GARDEN 4 PLUS, cap sheet (Fully bonded, torch-on)
- ⑤ Metal grating, Gravel guard
- ⑥ EQUUS SOPREMA Sopradrain 10G or Danodren H15, drainage and protection layer
- ⑦ Green Roof substrate and vegetation
- ⑧ Geo-textile separation layer
- ⑨ Round pebble stones
- ⑩ EQUUS SOPREMA cap sheet as separate piece
- ⑪ EQUUS bitumen fillet or approved alternative
- ⑫ EQUUS Matacryn C-profile
- ⑬ EQUUS Alsan Mastic 2200 bitumen sealant

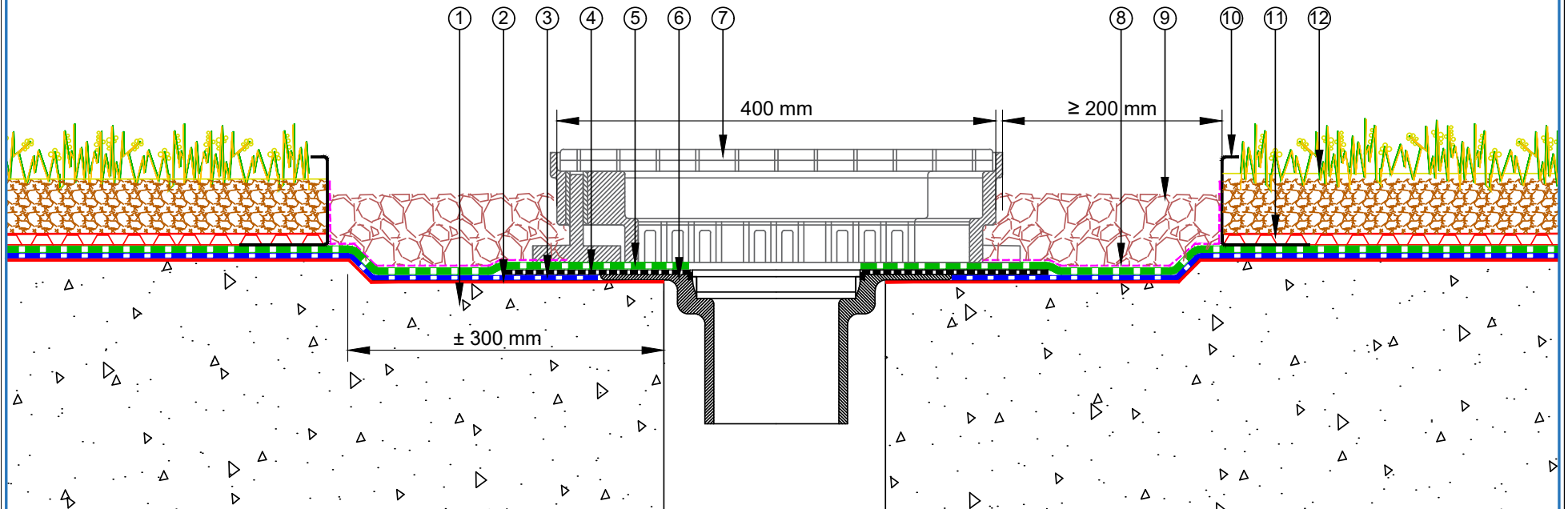
 E-mail : info@equus.nz Web : www.equus.co.nz	PROJECT :	EQUUS SOPREMA Cold Green Roof Standard on Concrete - SOPRAGUM		
	TITLE :	Parapet Detail		
	NUMBER :	SSCGC-D2a	SCALE :	NTS
	DRAWN BY :	NKT	DATE :	02-Mar-2024
		REVISED :		
<p><small>Equus Waterproof Membrane Details are specially drawn for use by Local Authorities, Building Contractors, Equus Applicators, Architects and design professionals. All details are drawn to assist in the development of project specific details. Details may be modified where necessary to accommodate job specific requirements but must be approved by Equus Industries Ltd. All components must be supplied by Equus Industries Ltd. Equus reserves the right to alter or upgrade details at any time without prior notice.</small></p>				

- ① Concrete slab with screed laid to fall
- ② EQUUS SOPREMA Sopradere Quick primer
- ③ EQUUS SOPREMA SOPRASUN PLUS 3, base sheet (Fully bonded, torch-on)
- ④ EQUUS SOPREMA SOPRAGUM GARDEN 4 PLUS, cap sheet (Fully bonded, torch-on)
- ⑤ EQUUS SOPREMA Sopradrain 10G or Danodren H15, drainage and protection layer
- ⑥ Green Roof substrate and vegetation
- ⑦ Metal grating, Gravel guard
- ⑧ Geo-textile separation layer
- ⑨ Round pebble stones
- ⑩ Scupper drain with membrane clamped inside



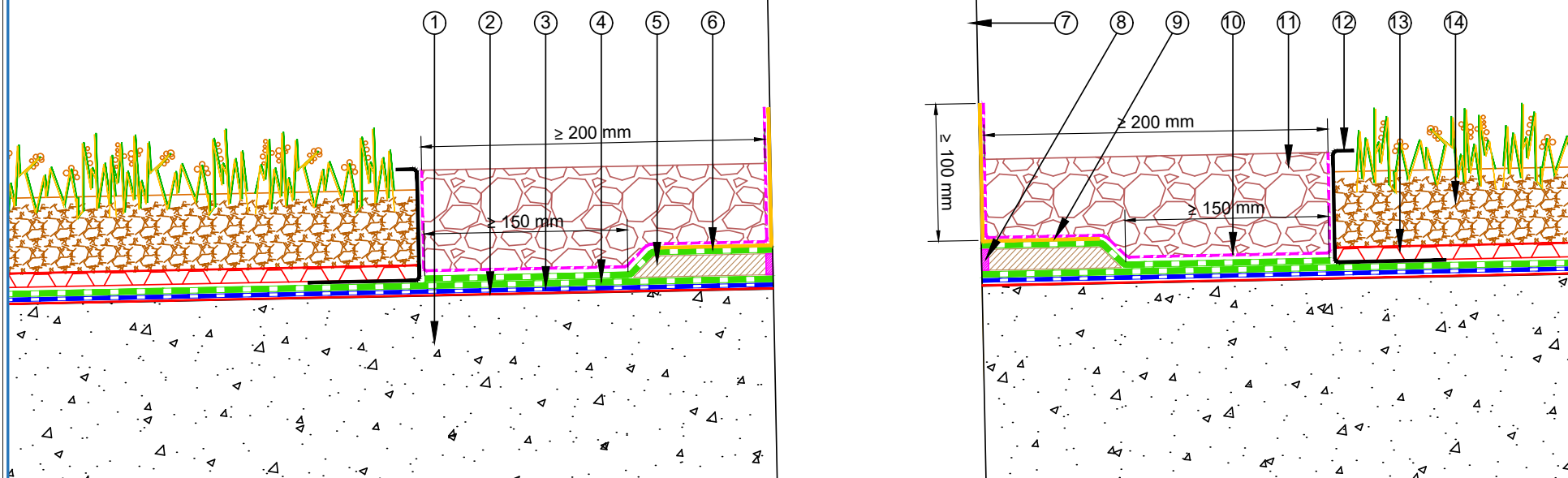
PROJECT :	EQUUS SOPREMA Cold Green Roof Standard on Concrete - SOPRAGUM		
TITLE :	Green roof scupper drain detail		
NUMBER :	SSCGC-D3a	SCALE :	NTS
DRAWN BY :	NKT	DATE :	02-Mar-2024
		REVISED :	
<p><small>Equus Waterproof Membrane Details are specially drawn for use by Local Authorities, Building Contractors, Equus Applicators, Architects and design professionals. All details are drawn to assist in the development of project specific details. Details may be modified where necessary to accommodate job specific requirements but must be approved by Equus Industries Ltd. All components must be supplied by Equus Industries Ltd. Equus reserves the right to alter or upgrade details at any time without prior notice.</small></p>			

- ① Concrete Substrate
- ② EQUUS SOPREMA Sopradere Quick primer
- ③ EQUUS SOPREMA SOPRASUN PLUS 3, base sheet (Fully bonded, torch-on)
- ④ Roof drain outlet flange
- ⑤ EQUUS SOPREMA SOPRAGUM GARDEN 4 PLUS, cap sheet (Fully bonded, torch-on)
- ⑥ Roof drain outlet
- ⑦ Adjustable Inspection Chamber
- ⑧ Geo-textile separation layer
- ⑨ Round pebble stones
- ⑩ Metal grating, Gravel guard
- ⑪ EQUUS SOPREMA Sopradrain 10G or Danodren H15, drainage and protection layer
- ⑫ Green Roof substrate and vegetation



PROJECT :	EQUUS SOPREMA Cold Green Roof Standard on Concrete - SOPRAGUM		
TITLE :	Rainwater Outlet Detail		
NUMBER :	SSCGC-D4a	SCALE :	NTS
DRAWN BY :	NKT	DATE :	02-Mar-2024
		REVISED :	
<p><small>Equus Waterproof Membrane Details are specially drawn for use by Local Authorities, Building Contractors, Equus Applicators, Architects and design professionals. All details are drawn to assist in the development of project specific details. Details may be modified where necessary to accommodate job specific requirements but must be approved by Equus Industries Ltd. All components must be supplied by Equus Industries Ltd. Equus reserves the right to alter or upgrade details at any time without prior notice.</small></p>			

- ① Concrete Substrate
- ② EQUUS SOPREMA Sopradere Quick primer
- ③ EQUUS SOPREMA SOPRASUN PLUS 3, base sheet (Fully bonded, torch-on)
- ④ EQUUS SOPREMA SOPRAGUM GARDEN 4 PLUS, cap sheet (Fully bonded, torch-on)
- ⑤ Plywood Plinth
- ⑥ EQUUS SOPREMA cap sheet as separate piece over plywood plinth
- ⑦ Roof penetration
- ⑧ EQUUS SOPREMA Alsan Mastic 2200 bitumen sealant
- ⑨ EQUUS Matacryn liquid waterproofing
- ⑩ Geo-textile separation layer
- ⑪ Round pebble stones
- ⑫ Metal grating, Gravel guard
- ⑬ EQUUS SOPREMA Sopradrain 10G or Danodren H15, drainage and protection layer
- ⑭ Green Roof substrate and vegetation



E-mail : info@equus.nz
Web : www.equus.co.nz

PROJECT : EQUUS SOPREMA Cold Green Roof Standard on Concrete - SOPRAGUM

TITLE : Green Roof Penetration Detail

NUMBER : SSCGC-D5a

SCALE : NTS

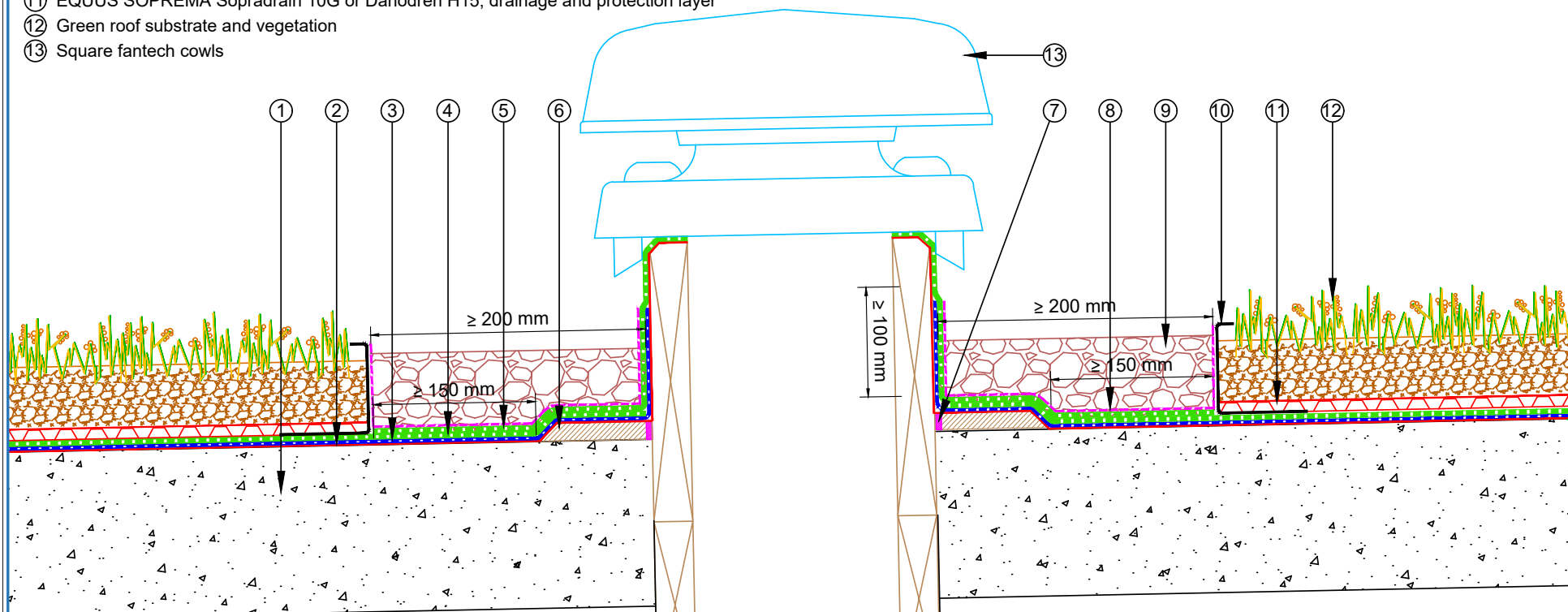
DRAWN BY : NKT DATE : 02-Mar-2024

REVISED :

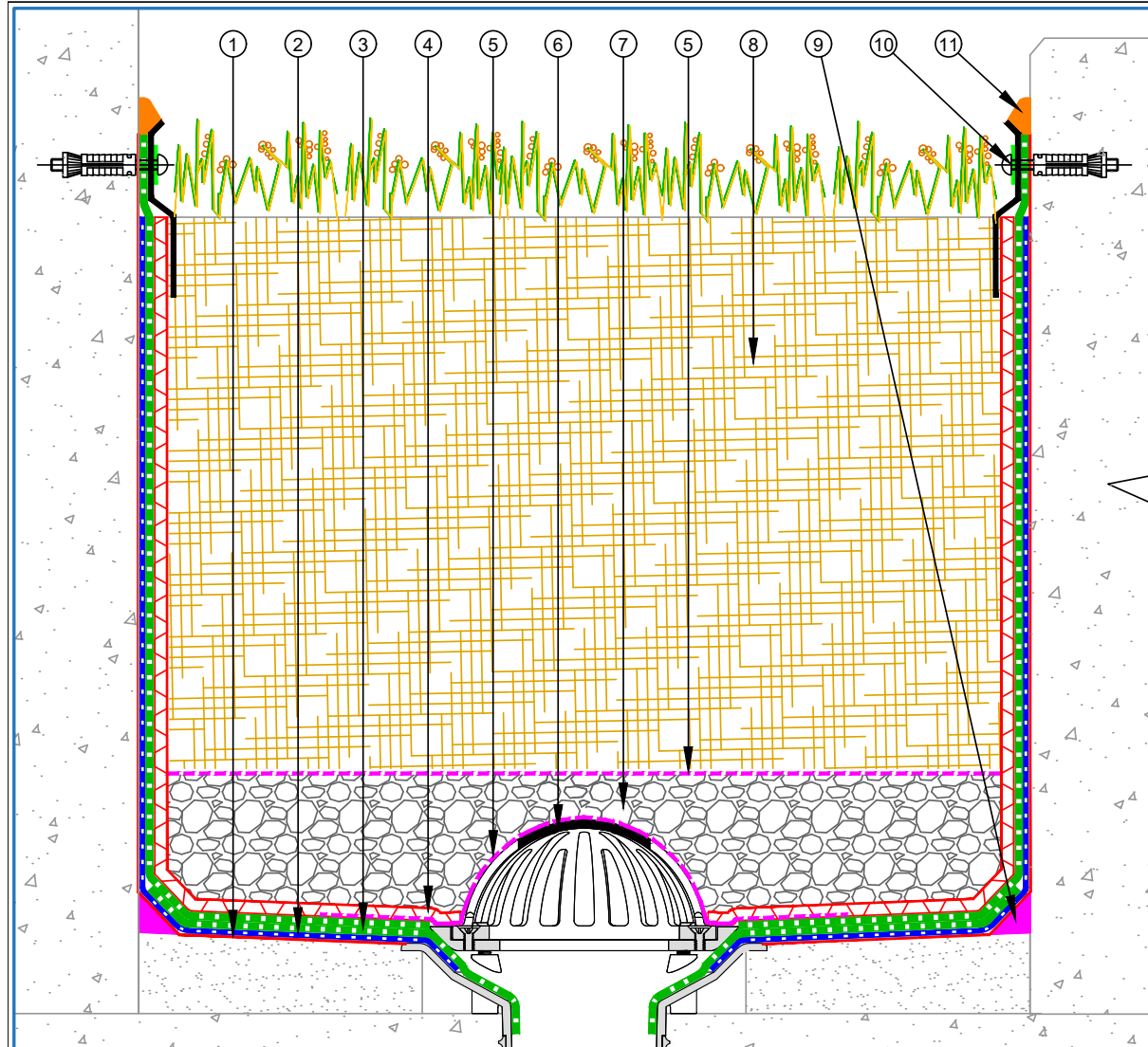
Equus Waterproof Membrane Details are specially drawn for use by Local Authorities, Building Contractors, Equus Applicators, Architects and design professionals. All details are drawn to assist in the development of project specific details. Details may be modified where necessary to accommodate job specific requirements but must be approved by Equus Industries Ltd. All components must be supplied by Equus Industries Ltd. Equus reserves the right to alter or upgrade details at any time without prior notice.



- ① Concrete Substrate
- ② EQUUS SOPREMA Sopradere Quick primer
- ③ EQUUS SOPREMA SOPRASUN PLUS 3, base sheet (Fully bonded, torch-on)
- ④ EQUUS SOPREMA SOPRAGUM GARDEN 4 PLUS, cap sheet (Fully bonded, torch-on)
- ⑤ EQUUS SOPREMA cap sheet as separate piece over plywood plinth
- ⑥ Plywood Plinth
- ⑦ EQUUS SOPREMA Alsan Mastic 2200 bitumen sealant
- ⑧ Geo-textile separation layer
- ⑨ Round pebble stones
- ⑩ Metal grating, Gravel guard
- ⑪ EQUUS SOPREMA Sopradrain 10G or Danodren H15, drainage and protection layer
- ⑫ Green roof substrate and vegetation
- ⑬ Square fantech cowl

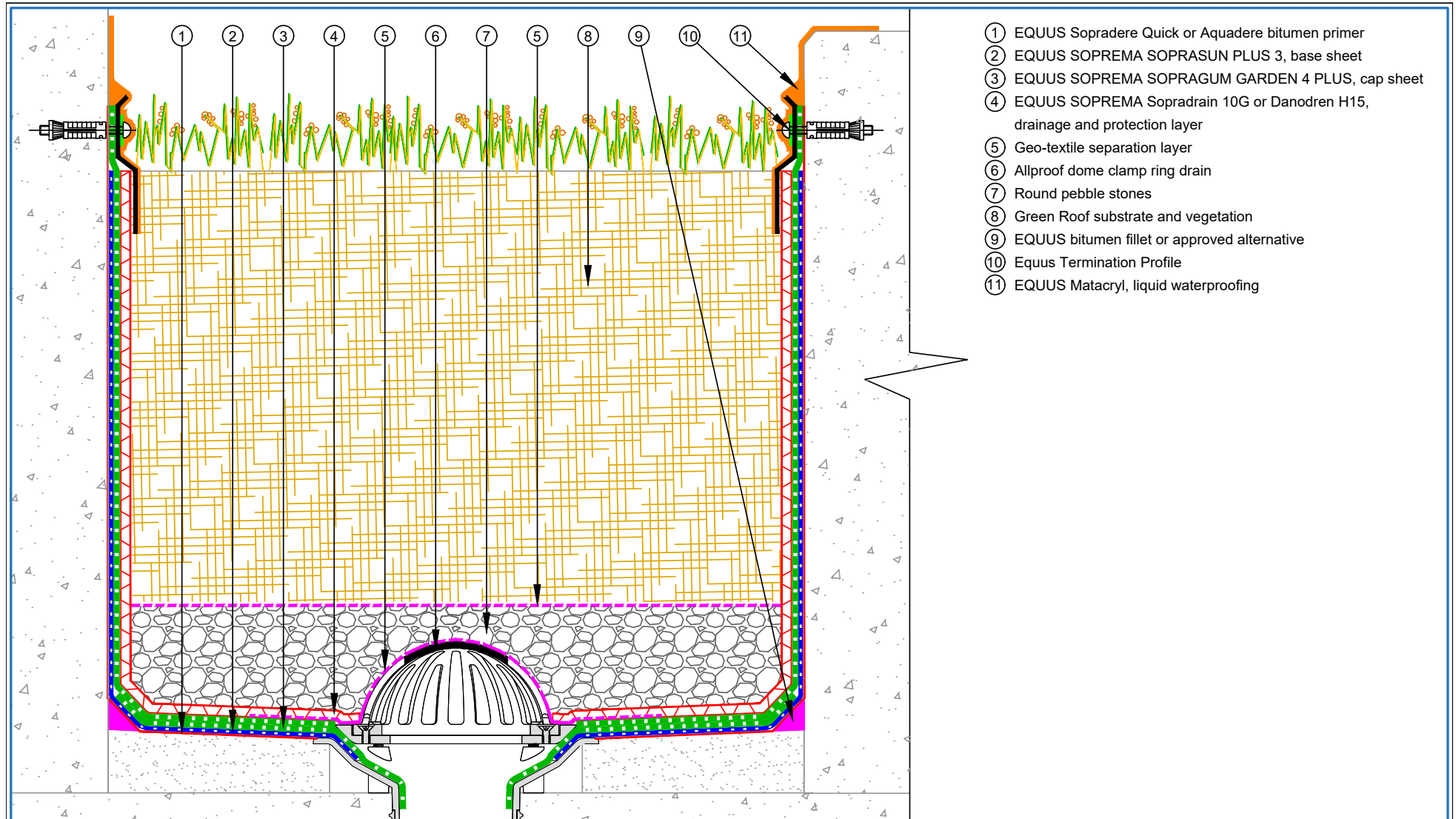


 E-mail : info@equus.nz Web : www.equus.co.nz	PROJECT :		EQUUS SOPREMA Cold Green Roof Standard on Concrete - SOPRAGUM	
	TITLE :		Square fantech cowls Detail	
	NUMBER :	SSCGC-D6a	SCALE :	NTS
	DRAWN BY :	NKT	DATE :	02-Mar-2024
		REVISED :		
<p><small>Equus Waterproof Membrane Details are specially drawn for use by Local Authorities, Building Contractors, Equus Applicators, Architects and design professionals. All details are drawn to assist in the development of project specific details. Details may be modified where necessary to accommodate job specific requirements but must be approved by Equus Industries Ltd. All components must be supplied by Equus Industries Ltd. Equus reserves the right to alter or upgrade details at any time without prior notice.</small></p>				



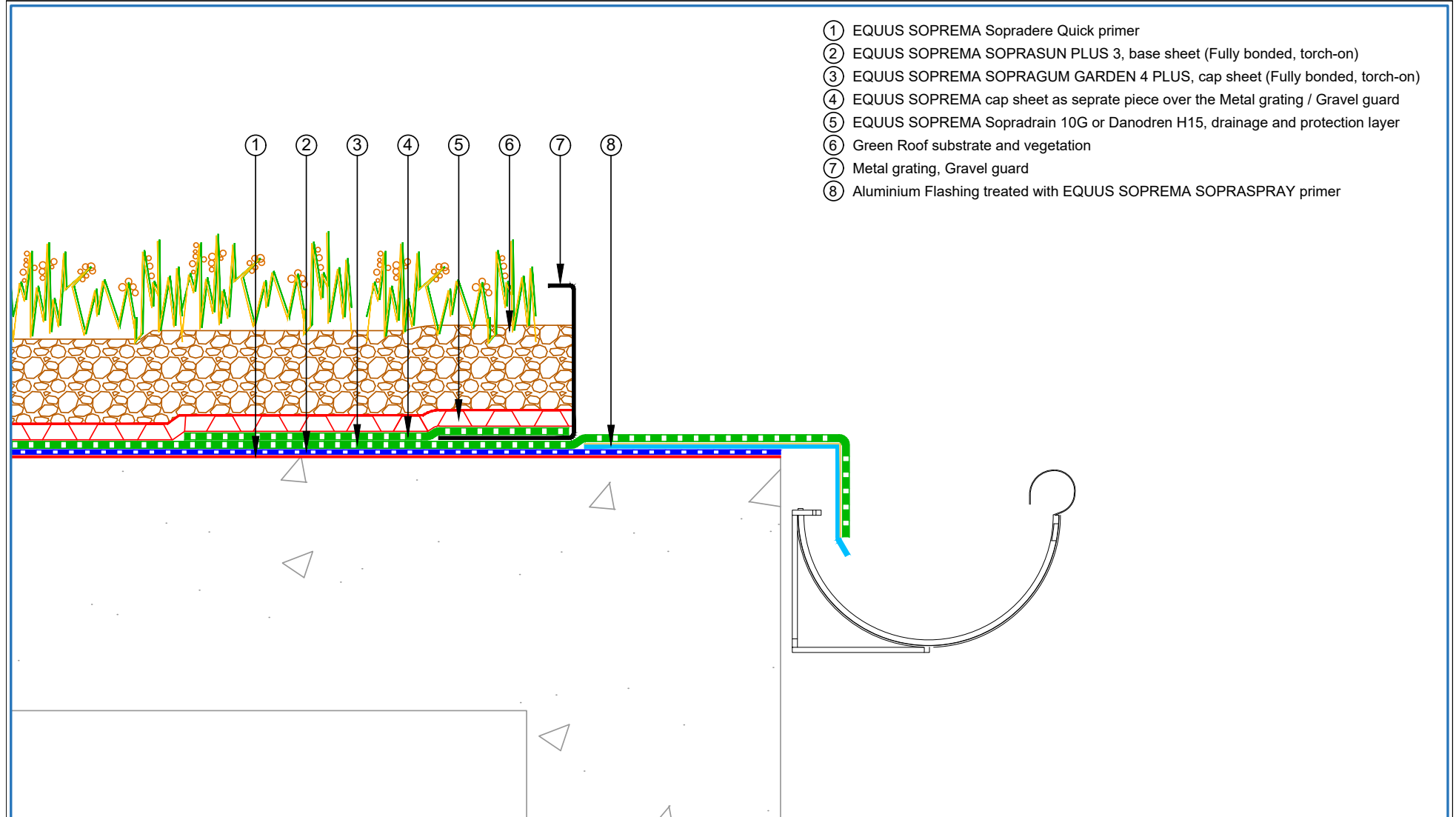
- ① EQUUS SOPREMA Sopradere Quick primer
- ② EQUUS SOPREMA SOPRASUN PLUS 3, base sheet
- ③ EQUUS SOPREMA SOPRAGUM GARDEN 4 PLUS, cap sheet
- ④ EQUUS SOPREMA Sopradrain 10G or Danodren H15, drainage and protection layer
- ⑤ Geo-textile separation layer
- ⑥ Allproof dome clamp ring drain
- ⑦ Round pebble stones
- ⑧ Green Roof substrate and vegetation
- ⑨ EQUUS bitumen fillet or approved alternative
- ⑩ Equus Termination Profile
- ⑪ EQUUS SOPREMA Alsan Mastic 2200 bitumen sealant

 E-mail : info@equus.nz Web : www.equus.co.nz	PROJECT :	EQUUS SOPREMA Cold Green Roof Standard on Concrete - SOPRAGUM		
	TITLE :	Planter box detail		
	NUMBER :	SSCGC-D7a	SCALE :	NTS
	DRAWN BY :	NKT	DATE :	02-Mar-2024
EQUUS WATERPROOF MEMBRANE DETAILS ARE SPECIALLY DRAWN FOR USE BY LOCAL AUTHORITIES, BUILDING CONTRACTORS, EQUUS APPLICATORS, ARCHITECTS AND DESIGN PROFESSIONALS. ALL DETAILS ARE DRAWN TO ASSIST IN THE DEVELOPMENT OF PROJECT SPECIFIC DETAILS. DETAILS MAY BE MODIFIED WHERE NECESSARY TO ACCOMMODATE JOB SPECIFIC REQUIREMENTS BUT MUST BE APPROVED BY EQUUS INDUSTRIES LTD. ALL COMPONENTS MUST BE SUPPLIED BY EQUUS INDUSTRIES LTD. EQUUS RESERVES THE RIGHT TO ALTER OR UPGRADE DETAILS AT ANY TIME WITHOUT PRIOR NOTICE.				



- ① EQUUS Sopradere Quick or Aquadere bitumen primer
- ② EQUUS SOPREMA SOPRASUN PLUS 3, base sheet
- ③ EQUUS SOPREMA SOPRAGUM GARDEN 4 PLUS, cap sheet
- ④ EQUUS SOPREMA Sopradrain 10G or Danodren H15, drainage and protection layer
- ⑤ Geo-textile separation layer
- ⑥ Allproof dome clamp ring drain
- ⑦ Round pebble stones
- ⑧ Green Roof substrate and vegetation
- ⑨ EQUUS bitumen fillet or approved alternative
- ⑩ Equus Termination Profile
- ⑪ EQUUS Maticryl, liquid waterproofing

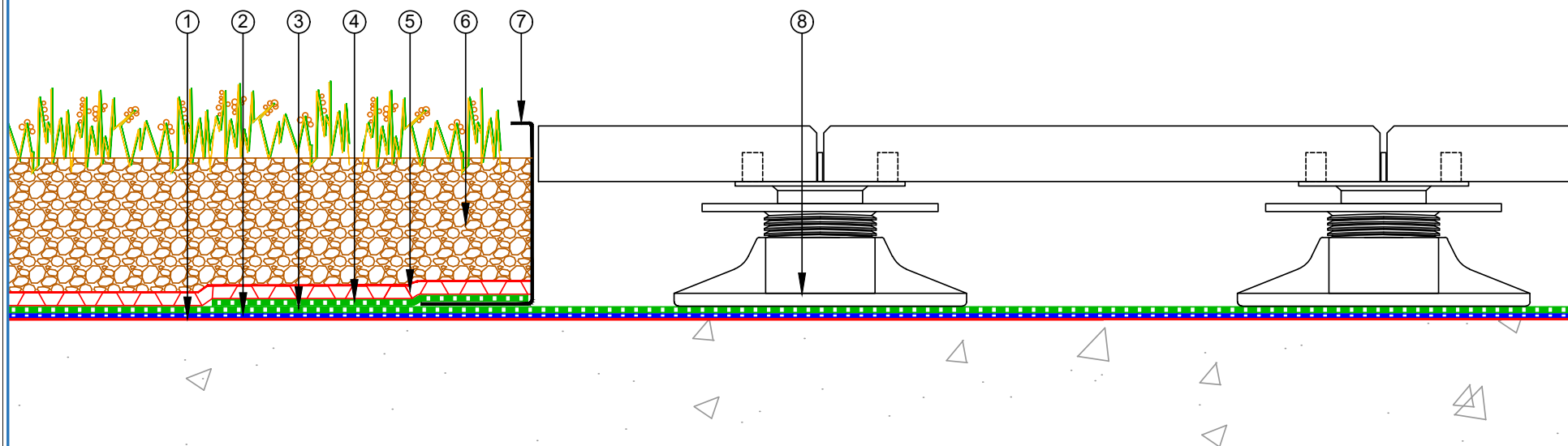
 E-mail : info@equus.nz Web : www.equus.co.nz	PROJECT :		EQUUS SOPREMA Cold Green Roof Standard on Concrete - SOPRAGUM		
	TITLE :		Planter box detail - Optional		
	NUMBER :	SSCGC-D7b	SCALE :	NTS	
	DRAWN BY :	NKT	DATE :	02-Mar-2024	
<p><small>Equus Waterproof Membrane Details are specially drawn for use by Local Authorities, Building Contractors, Equus Applicators, Architects and design professionals. All details are drawn to assist in the development of project specific details. Details may be modified where necessary to accommodate job specific requirements but must be approved by Equus Industries Ltd. All components must be supplied by Equus Industries Ltd. Equus reserves the right to alter or upgrade details at any time without prior notice.</small></p>					



- ① EQUUS SOPREMA Sopradere Quick primer
- ② EQUUS SOPREMA SOPRASUN PLUS 3, base sheet (Fully bonded, torch-on)
- ③ EQUUS SOPREMA SOPRAGUM GARDEN 4 PLUS, cap sheet (Fully bonded, torch-on)
- ④ EQUUS SOPREMA cap sheet as seprate piece over the Metal grating / Gravel guard
- ⑤ EQUUS SOPREMA Sopradrain 10G or Danodren H15, drainage and protection layer
- ⑥ Green Roof substrate and vegetation
- ⑦ Metal grating, Gravel guard
- ⑧ Aluminium Flashing treated with EQUUS SOPREMA SOPRASPRAY primer

 E-mail : info@equus.nz Web : www.equus.co.nz	PROJECT :		EQUUS SOPREMA Cold Green Roof Standard on Concrete - SOPRAGUM	
	TITLE :		Drip edge to spouting detail	
	NUMBER :	SSCGC-D8a	SCALE :	NTS
	DRAWN BY :	NKT	DATE :	02-Mar-2024
		REVISED :		
<p><small>Equus Waterproof Membrane Details are specially drawn for use by Local Authorities, Building Contractors, Equus Applicators, Architects and design professionals. All details are drawn to assist in the development of project specific details. Details may be modified where necessary to accomodate job specific requirements but must be approved by Equus Industries Ltd. All components must be supplied by Equus Industries Ltd. Equus reserves the right to alter or upgrade details at any time without prior notice.</small></p>				

- ① EQUUS SOPREMA Sopradere Quick primer
- ② EQUUS SOPREMA SOPRASUN PLUS 3, base sheet (Fully bonded, torch-on)
- ③ EQUUS SOPREMA SOPRAGUM GARDEN 4 PLUS, cap sheet (Fully bonded, torch-on)
- ④ EQUUS SOPREMA cap sheet as seprate piece over the Metal grating / Gravel guard
- ⑤ EQUUS SOPREMA Sopradrain 10G or Danodren H15, drainage and protection layer
- ⑥ Green Roof substrate and vegetation
- ⑦ Metal grating, Gravel guard
- ⑧ EQUUS FixPlus adjustable pedestal supports



E-mail : info@equus.nz
Web : www.equus.co.nz

PROJECT :	EQUUS SOPREMA Cold Green Roof Standard on Concrete - SOPRAGUM		
TITLE :	Pedestal supports to Green roof edge detail		
NUMBER :	SSCGC-D9a	SCALE :	NTS
DRAWN BY :	NKT	DATE :	02-Mar-2024
		REVISED :	
<p>Equus Waterproof Membrane Details are specially drawn for use by Local Authorities, Building Contractors, Equus Applicators, Architects and design professionals. All details are drawn to assist in the development of project specific details. Details may be modified where necessary to accomodate job specific requirements but must be approved by Equus Industries Ltd. All components must be supplied by Equus Industries Ltd. Equus reserves the right to alter or upgrade details at any time without prior notice.</p>			

