



# EQUUS SOPREMA DUO GREEN ROOF SYSTEM

Standard Details on Concrete Substrate



CELEBRATING  
**40** YEARS  
1982-2022



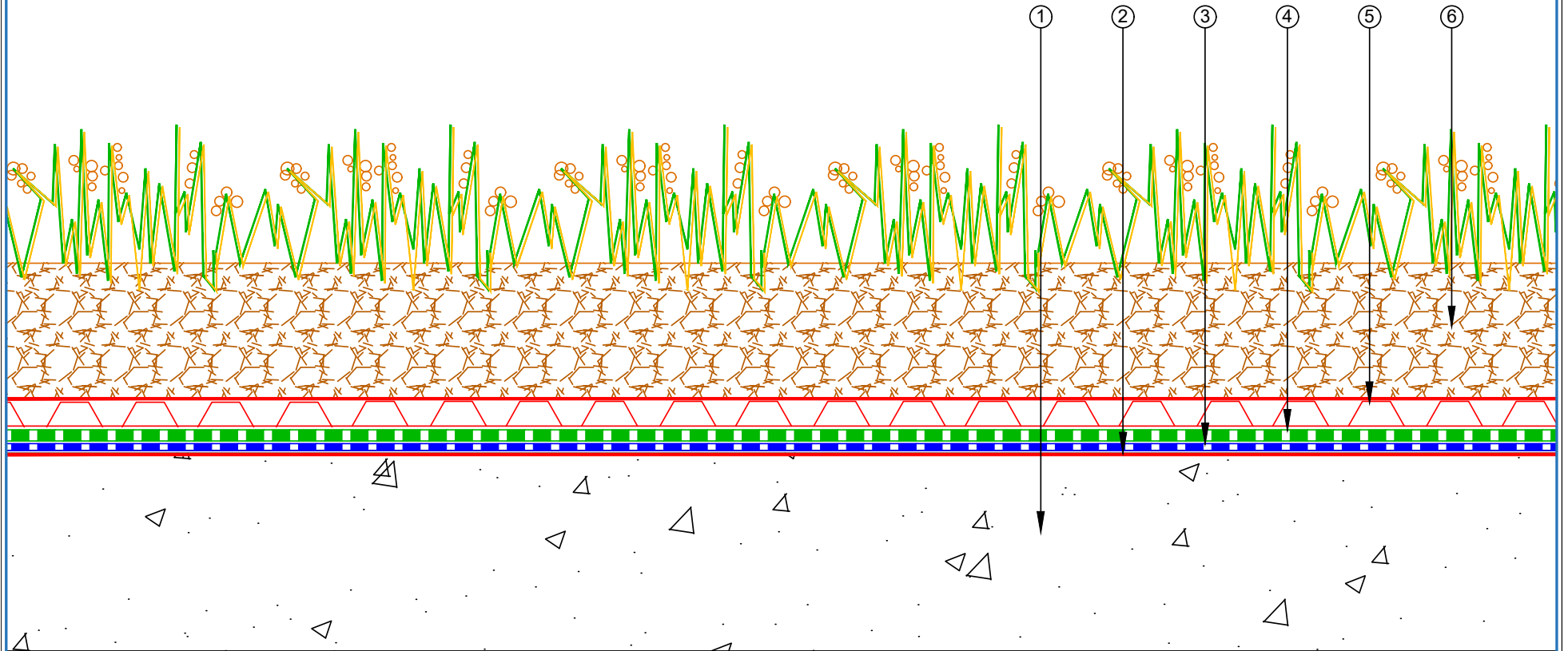
MARCH 2024

## CONTENTS

SDCGC-D1a	Roof Build Up	1
SDCGC-D2a	Parapet	2
SDCGC-D3a	Scupper Drain	3
SDCGC-D4a	Rainwater Outlet	4
SDCGC-D5a	Roof Penetration	5
SDCGC-D6a	Square Fantech Cowls	6
SDCGC-D7a	Planter Box	7
SDCGC-D7b	Planter Box – Optional	8

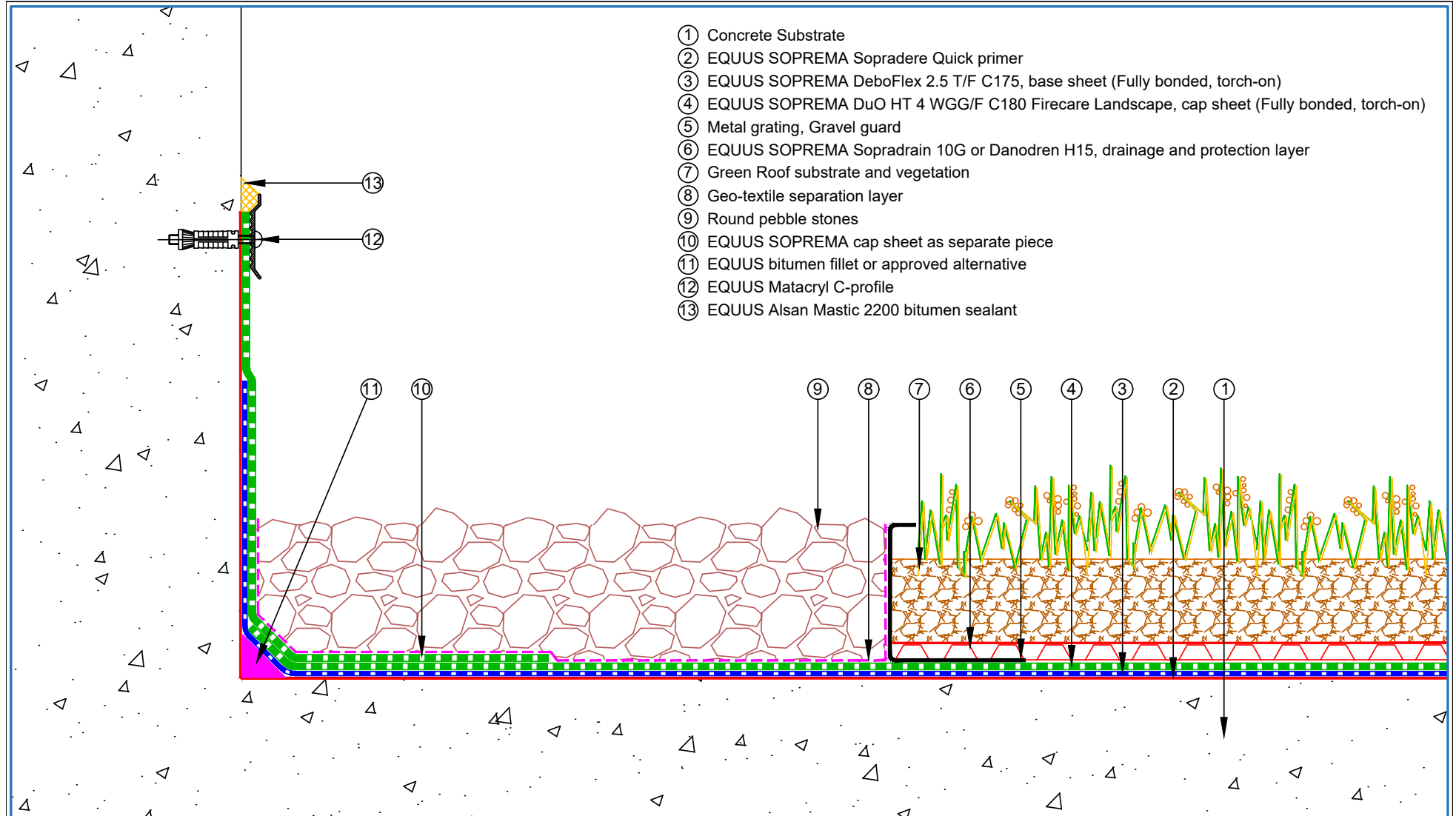


- ① Concrete Substrate
- ② EQUUS SOPREMA Sopradere Quick primer
- ③ EQUUS SOPREMA DeboFlex 2.5 T/F C175, base sheet (Fully bonded, torch-on)
- ④ EQUUS SOPREMA DuO HT 4 WGG/F C180 Firecare Landscape, cap sheet (Fully bonded, torch-on)
- ⑤ EQUUS SOPREMA Sopradrain 10G or Danodren H15, drainage and protection layer
- ⑥ Green Roof substrate and vegetation



 E-mail : <a href="mailto:info@equus.nz">info@equus.nz</a> Web : <a href="http://www.equus.co.nz">www.equus.co.nz</a>	PROJECT :	EQUUS SOPREMA Cold Green Roof Standard on Concrete		
	TITLE :	Green Roof Build up		
	NUMBER :	SDCGC-D1a	SCALE :	NTS
	DRAWN BY :	NKT	DATE :	25-Dec-2023
		REVISED :		
Equus Waterproof Membrane Details are specially drawn for use by Local Authorities, Building Contractors, Equus Applicators, Architects and design professionals. All details are drawn to assist in the development of project specific details. Details may be modified where necessary to accommodate job specific requirements but must be approved by Equus Industries Ltd. All components must be supplied by Equus Industries Ltd. Equus reserves the right to alter or upgrade details at any time without prior notice.				

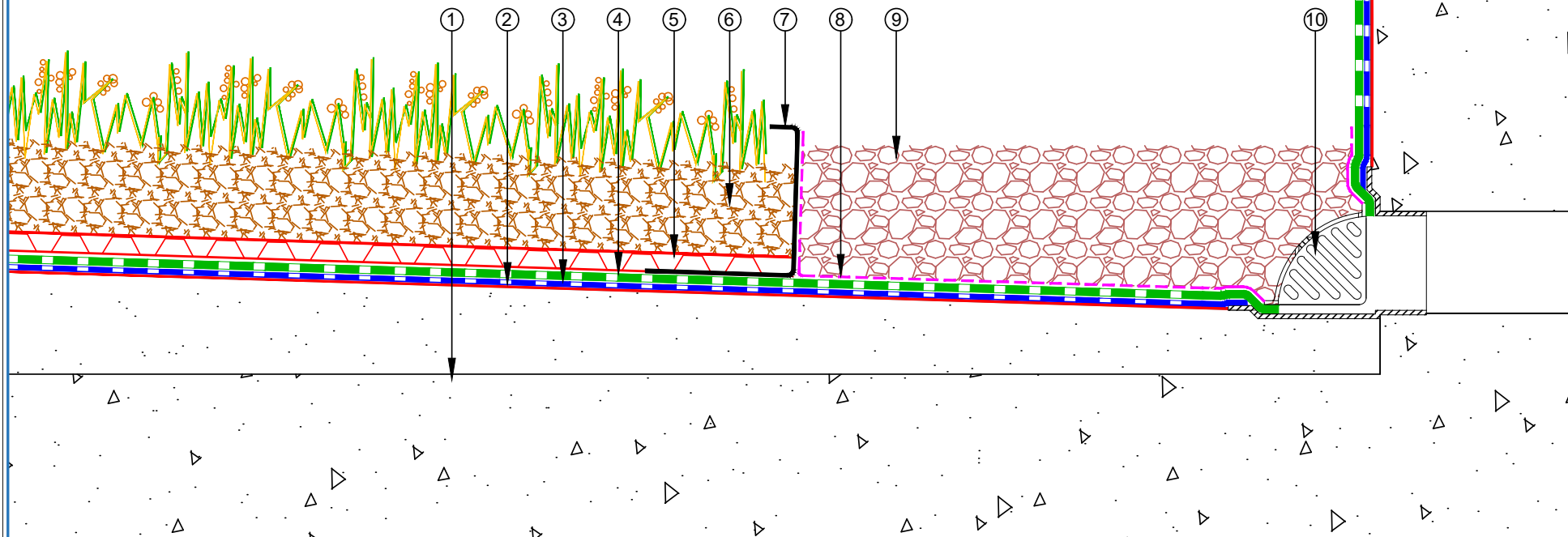




- ① Concrete Substrate
- ② EQUUS SOPREMA Sopradere Quick primer
- ③ EQUUS SOPREMA DeboFlex 2.5 T/F C175, base sheet (Fully bonded, torch-on)
- ④ EQUUS SOPREMA DuO HT 4 WGG/F C180 Firecare Landscape, cap sheet (Fully bonded, torch-on)
- ⑤ Metal grating, Gravel guard
- ⑥ EQUUS SOPREMA Sopradrain 10G or Danodren H15, drainage and protection layer
- ⑦ Green Roof substrate and vegetation
- ⑧ Geo-textile separation layer
- ⑨ Round pebble stones
- ⑩ EQUUS SOPREMA cap sheet as separate piece
- ⑪ EQUUS bitumen fillet or approved alternative
- ⑫ EQUUS Matacryn C-profile
- ⑬ EQUUS Alsan Mastic 2200 bitumen sealant

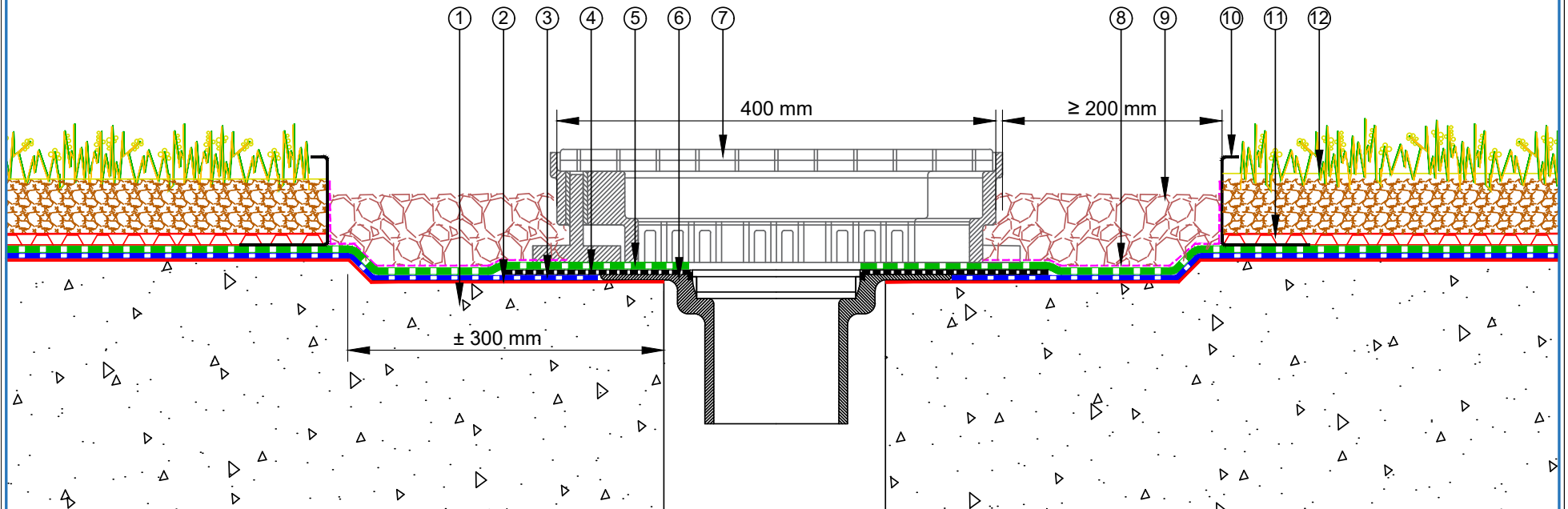
 E-mail : <a href="mailto:info@equus.nz">info@equus.nz</a> Web : <a href="http://www.equus.co.nz">www.equus.co.nz</a>	PROJECT :		EQUUS SOPREMA Cold Green Roof Standard on Concrete		
	TITLE :		Parapet Detail		
	NUMBER :	SDCGC-D2a	SCALE :	NTS	
	DRAWN BY :	NKT	DATE :	26-Dec-2023	
Equus Waterproof Membrane Details are specially drawn for use by Local Authorities, Building Contractors, Equus Applicators, Architects and design professionals. All details are drawn to assist in the development of project specific details. Details may be modified where necessary to accommodate job specific requirements but must be approved by Equus Industries Ltd. All components must be supplied by Equus Industries Ltd. Equus reserves the right to alter or upgrade details at any time without prior notice.					

- ① Concrete slab with screed laid to fall
- ② EQUUS SOPREMA Sopradere Quick primer
- ③ EQUUS SOPREMA DeboFlex 2.5 T/F C175, base sheet (Fully bonded, torch-on)
- ④ EQUUS SOPREMA DuO HT 4 WGG/F C180 Firecare Landscape, cap sheet (Fully bonded, torch-on)
- ⑤ EQUUS SOPREMA Sopradrain 10G or Danodren H15, drainage and protection layer
- ⑥ Green Roof substrate and vegetation
- ⑦ Metal grating, Gravel guard
- ⑧ Geo-textile separation layer
- ⑨ Round pebble stones
- ⑩ Scupper drain with membrane clamped inside



 E-mail : <a href="mailto:info@equus.nz">info@equus.nz</a> Web : <a href="http://www.equus.co.nz">www.equus.co.nz</a>	PROJECT :		EQUUS SOPREMA Cold Green Roof Standard on Concrete		
	TITLE :		Green roof scupper drain		
	NUMBER :	SDCGC-D3a	SCALE :	NTS	
	DRAWN BY :	NKT	DATE :	26-Dec-2023	
<p><small>Equus Waterproof Membrane Details are specially drawn for use by Local Authorities, Building Contractors, Equus Applicators, Architects and design professionals. All details are drawn to assist in the development of project specific details. Details may be modified where necessary to accommodate job specific requirements but must be approved by Equus Industries Ltd. All components must be supplied by Equus Industries Ltd. Equus reserves the right to alter or upgrade details at any time without prior notice.</small></p>					

- ① Concrete Substrate
- ② EQUUS SOPREMA Sopradere Quick primer
- ③ EQUUS SOPREMA DeboFlex 2.5 T/F C175, base sheet (Fully bonded, torch-on)
- ④ Roof drain outlet flange
- ⑤ EQUUS SOPREMA DuO HT 4 WGG/F C180 Firecare Landscape, cap sheet (Fully bonded, torch-on)
- ⑥ Roof drain outlet
- ⑦ Adjustable Inspection Chamber
- ⑧ Geo-textile separation layer
- ⑨ Round pebble stones
- ⑩ Metal grating, Gravel guard
- ⑪ EQUUS SOPREMA Sopradrain 10G or Danodren H15, drainage and protection layer
- ⑫ Green Roof substrate and vegetation



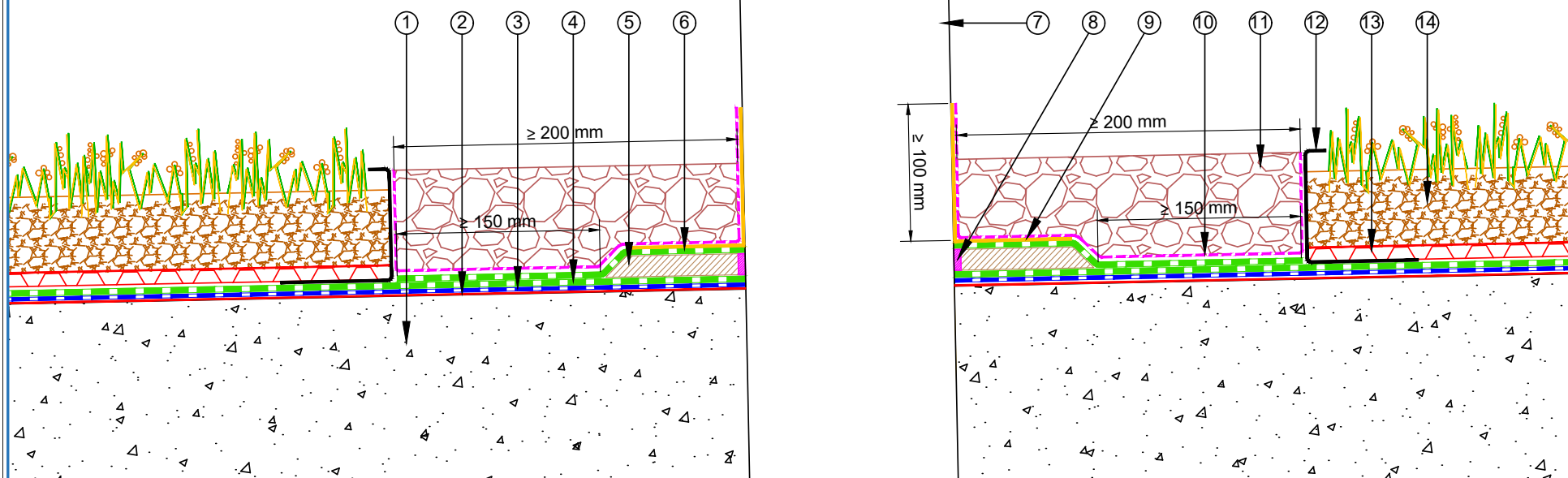
E-mail : [info@equus.nz](mailto:info@equus.nz)  
Web : [www.equus.co.nz](http://www.equus.co.nz)

PROJECT :	EQUUS SOPREMA Cold Green Roof Standard on Concrete		
TITLE :	Rainwater Outlet Detail		
NUMBER :	SDCGC-D4a	SCALE :	NTS
DRAWN BY :	NKT	DATE :	26-Dec-2023
		REVISED :	

Equus Waterproof Membrane Details are specially drawn for use by Local Authorities, Building Contractors, Equus Applicators, Architects and design professionals. All details are drawn to assist in the development of project specific details. Details may be modified where necessary to accommodate job specific requirements but must be approved by Equus Industries Ltd. All components must be supplied by Equus Industries Ltd. Equus reserves the right to alter or upgrade details at any time without prior notice.



- ① Concrete Substrate
- ② EQUUS SOPREMA Sopradere Quick primer
- ③ EQUUS SOPREMA DeboFlex 2.5 T/F C175, base sheet (Fully bonded, torch-on)
- ④ EQUUS SOPREMA DuO HT 4 WGG/F C180 Firecare Landscape, cap sheet (Fully bonded, torch-on)
- ⑤ Plywood Plinth
- ⑥ EQUUS SOPREMA cap sheet as separate piece over plywood plinth
- ⑦ Roof penetration
- ⑧ EQUUS SOPREMA Alsan Mastic 2200 bitumen sealant
- ⑨ EQUUS Matacryn liquid waterproofing
- ⑩ Geo-textile separation layer
- ⑪ Round pebble stones
- ⑫ Metal grating, Gravel guard
- ⑬ EQUUS SOPREMA Sopradrain 10G or Danodren H15, drainage and protection layer
- ⑭ Green Roof substrate and vegetation



E-mail : [info@equus.nz](mailto:info@equus.nz)  
Web : [www.equus.co.nz](http://www.equus.co.nz)

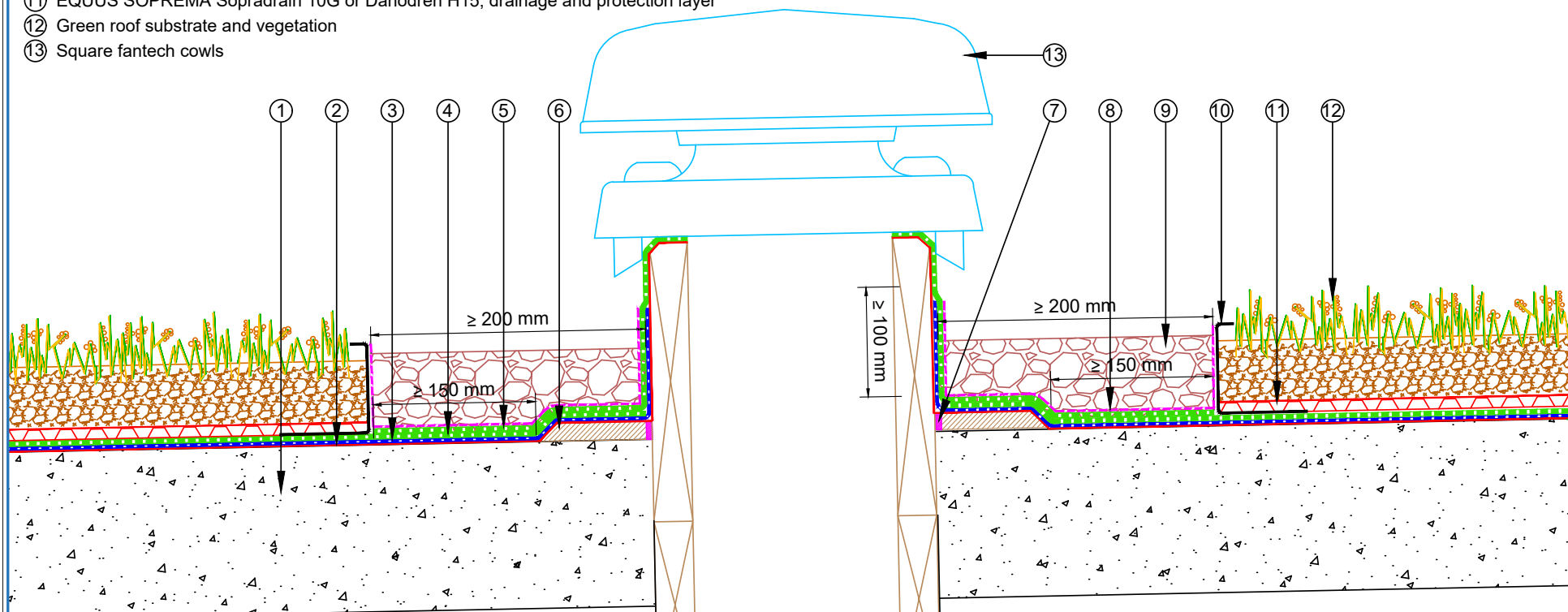
PROJECT :	EQUUS SOPREMA Cold Green Roof Standard on Concrete		
TITLE :	Green Roof Penetration Detail		
NUMBER :	SDCGC-D5a	SCALE :	NTS
DRAWN BY :	NKT	DATE :	26-Dec-2023
REVISED :			

Equus Waterproof Membrane Details are specially drawn for use by Local Authorities, Building Contractors, Equus Applicators, Architects and design professionals. All details are drawn to assist in the development of project specific details. Details may be modified where necessary to accommodate job specific requirements but must be approved by Equus Industries Ltd. All components must be supplied by Equus Industries Ltd. Equus reserves the right to alter or upgrade details at any time without prior notice.



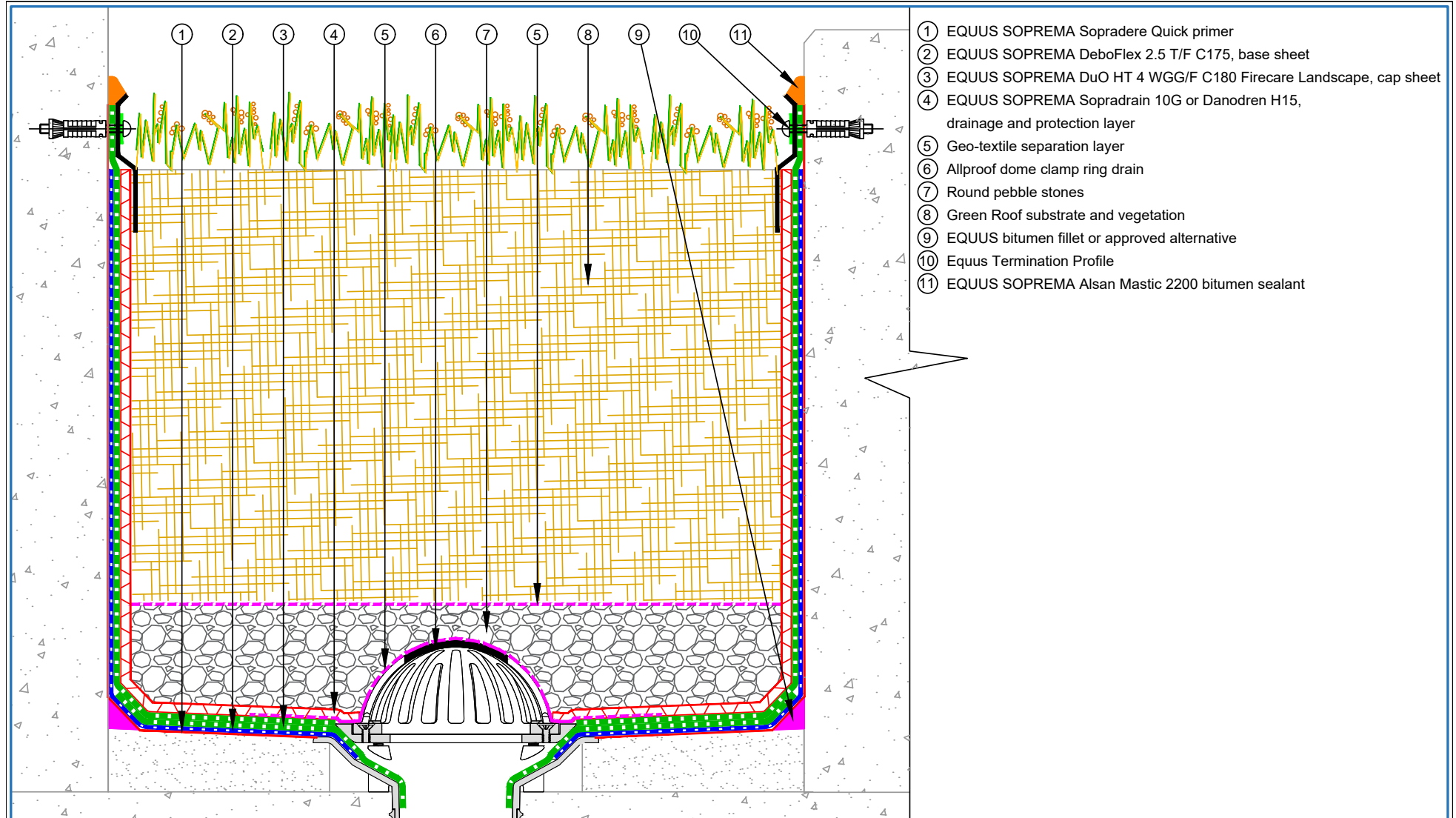


- ① Concrete Substrate
- ② EQUUS SOPREMA Sopradere Quick primer
- ③ EQUUS SOPREMA DeboFlex 2.5 T/F C175, base sheet (Fully bonded, torch-on)
- ④ EQUUS SOPREMA DuO HT 4 WGG/F C180 Firecare Landscape, cap sheet (Fully bonded, torch-on)
- ⑤ EQUUS SOPREMA cap sheet as separate piece over plywood plinth
- ⑥ Plywood Plinth
- ⑦ EQUUS SOPREMA Alsan Mastic 2200 bitumen sealant
- ⑧ Geo-textile separation layer
- ⑨ Round pebble stones
- ⑩ Metal grating, Gravel guard
- ⑪ EQUUS SOPREMA Sopradrain 10G or Danodren H15, drainage and protection layer
- ⑫ Green roof substrate and vegetation
- ⑬ Square fantech cowl



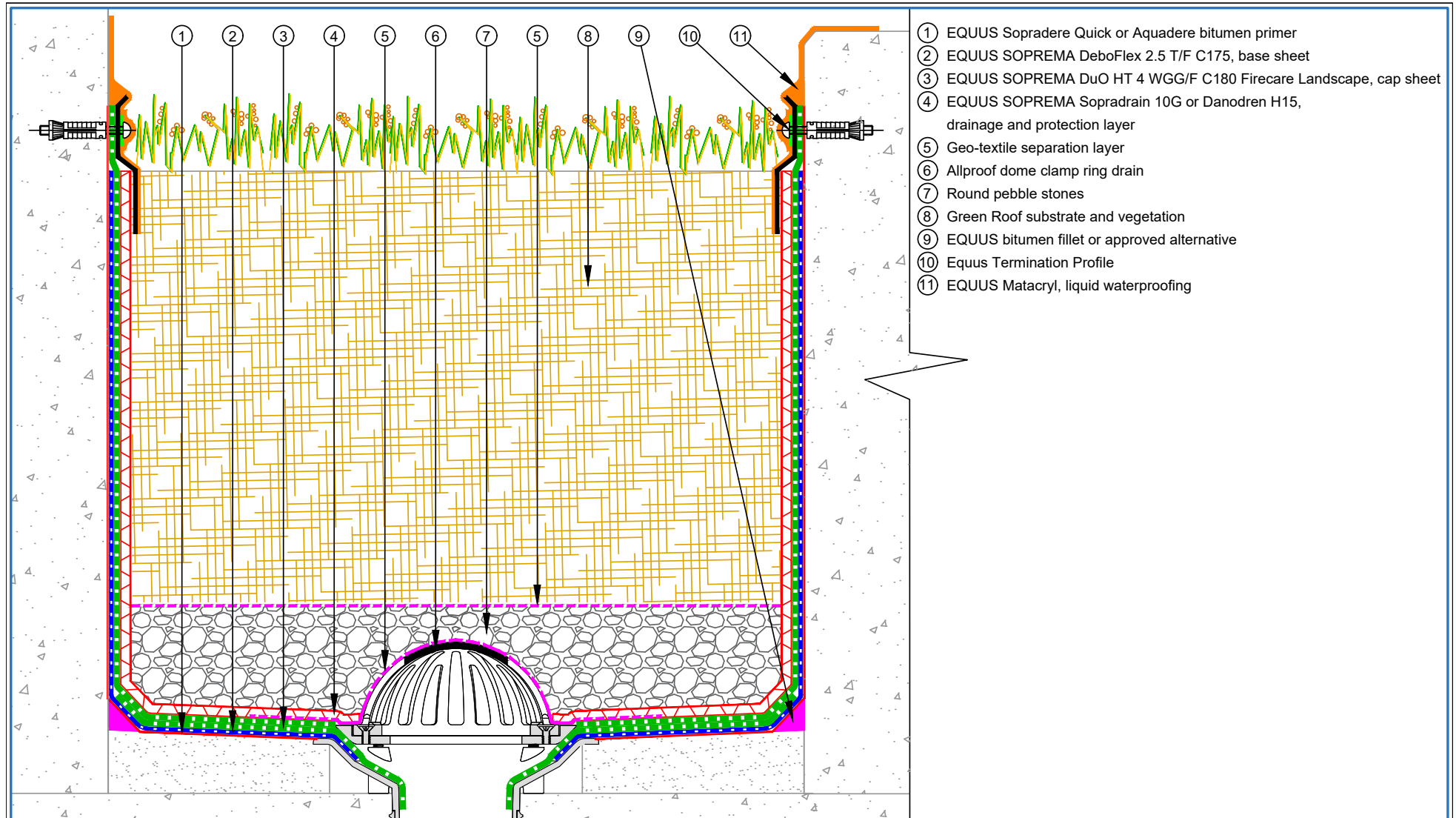
 E-mail : <a href="mailto:info@equus.nz">info@equus.nz</a> Web : <a href="http://www.equus.co.nz">www.equus.co.nz</a>	PROJECT :		EQUUS SOPREMA Cold Green Roof Standard on Concrete	
	TITLE :		Square fantech cowls Detail	
	NUMBER :	SDCGC-D6a	SCALE :	NTS
	DRAWN BY :	NKT	DATE :	27-Dec-2023
		REVISED :		
Equus Waterproof Membrane Details are specially drawn for use by Local Authorities, Building Contractors, Equus Applicators, Architects and design professionals. All details are drawn to assist in the development of project specific details. Details may be modified where necessary to accommodate job specific requirements but must be approved by Equus Industries Ltd. All components must be supplied by Equus Industries Ltd. Equus reserves the right to alter or upgrade details at any time without prior notice.				





- ① EQUUS SOPREMA Sopradere Quick primer
- ② EQUUS SOPREMA DeboFlex 2.5 T/F C175, base sheet
- ③ EQUUS SOPREMA DuO HT 4 WGG/F C180 Firecare Landscape, cap sheet
- ④ EQUUS SOPREMA Sopradrain 10G or Danodren H15, drainage and protection layer
- ⑤ Geo-textile separation layer
- ⑥ Allproof dome clamp ring drain
- ⑦ Round pebble stones
- ⑧ Green Roof substrate and vegetation
- ⑨ EQUUS bitumen fillet or approved alternative
- ⑩ Equus Termination Profile
- ⑪ EQUUS SOPREMA Alsan Mastic 2200 bitumen sealant

 E-mail : <a href="mailto:info@equus.nz">info@equus.nz</a> Web : <a href="http://www.equus.co.nz">www.equus.co.nz</a>	PROJECT :		EQUUS SOPREMA Cold Green Roof Standard on Concrete	
	TITLE :		Planter box detail	
	NUMBER :	SDCGC-D7a	SCALE :	NTS
	DRAWN BY :	NKT	DATE :	27-Dec-2023
		REVISED :		
<p>Equus Waterproof Membrane Details are specially drawn for use by Local Authorities, Building Contractors, Equus Applicators, Architects and design professionals. All details are drawn to assist in the development of project specific details. Details may be modified where necessary to accommodate job specific requirements but must be approved by Equus Industries Ltd. All components must be supplied by Equus Industries Ltd. Equus reserves the right to alter or upgrade details at any time without prior notice.</p>				



- ① EQUUS Sopradere Quick or Aquadere bitumen primer
- ② EQUUS SOPREMA DeboFlex 2.5 T/F C175, base sheet
- ③ EQUUS SOPREMA DuO HT 4 WGG/F C180 Firecare Landscape, cap sheet
- ④ EQUUS SOPREMA Sopradrain 10G or Danodren H15, drainage and protection layer
- ⑤ Geo-textile separation layer
- ⑥ Allproof dome clamp ring drain
- ⑦ Round pebble stones
- ⑧ Green Roof substrate and vegetation
- ⑨ EQUUS bitumen fillet or approved alternative
- ⑩ Equus Termination Profile
- ⑪ EQUUS Matacyl, liquid waterproofing

 E-mail : <a href="mailto:info@equus.nz">info@equus.nz</a> Web : <a href="http://www.equus.co.nz">www.equus.co.nz</a>	PROJECT :		EQUUS SOPREMA Cold Green Roof Standard on Concrete	
	TITLE :		Planter box detail - Optional	
	NUMBER :	SDCGC-D7b	SCALE :	NTS
	DRAWN BY :	NKT	DATE :	27-Dec-2023
		REVISED :		
<p><small>Equus Waterproof Membrane Details are specially drawn for use by Local Authorities, Building Contractors, Equus Applicators, Architects and design professionals. All details are drawn to assist in the development of project specific details. Details may be modified where necessary to accommodate job specific requirements but must be approved by Equus Industries Ltd. All components must be supplied by Equus Industries Ltd. Equus reserves the right to alter or upgrade details at any time without prior notice.</small></p>				

